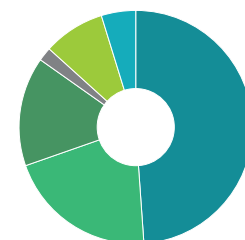


**2,774\*** **TOTAL ATTENDEES**

**2,227** **IN-PERSON ATTENDEES** | **509** **VIRTUAL ATTENDEES**

**86%**

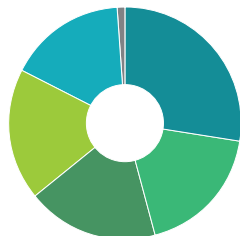
**OF ATTENDEES ARE AAPM&R MEMBERS**



- 48.88% Practicing Members
- 20.76% Residents/Early-Career
- 15.14% Medical Students
- 8.54% Non-Member/Prospect
- 4.76% Prospect
- 1.91% Other



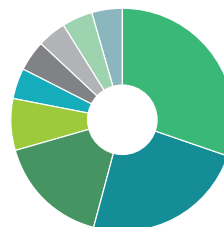
**27.68% HOLD A SUBSPECIALTY CERTIFICATION**



- 27.42% Sports Medicine
- 18.33% Pain Medicine
- 18.30% Brain Injury Medicine
- 17.96% Spinal Cord Injury Medicine
- 16.43% Pediatric Rehabilitation Medicine
- 1.58% Neuromuscular Medicine



**PRIMARY PRACTICE SETTING**



- 28% Outpatient Clinic
- 22% System Affiliated Multi-Specialty Group
- 15% Hospital Rehab Unit or Floor
- 6% Free Standing IRF
- 4% System Affiliated PM&R Group, Private Practice
- 4% Independent Solo Private
- 4% Veteran Association
- 4% Independent Affiliated PM&R Group, Private Practice
- 4% Independent Affiliated Multi-Specialty Group

**THE BEST IN EDUCATION**



**804**  
**FIRST-TIME ATTENDEES**



**757** **FIRST-TIME IN-PERSON ATTENDEES**



**47** **FIRST-TIME VIRTUAL ATTENDEES**

**90+**

**EDUCATIONAL SESSIONS**

**39**

**LIVE-STREAMED SESSIONS**

**24**

**MEMBER MEETUPS**

**3**

**PLENARY SESSIONS**

**18**

**CLINICAL AND PRACTICE THEMES**