

ASTRO 2023

PAY IT FORWARD

PARTNERING WITH OUR PATIENTS

ASTRO 65TH ANNUAL MEETING

October 1-4, 2023

San Diego Convention Center

San Diego

MEETING **ANALYSIS**

OF THE 2023 ANNUAL MEETING

MEETING ANALYSIS



ASTRO 2023 Registration

IN-PERSON REGISTRATION

Professional	6,555
Exhibitors	2,959
Total	9,514

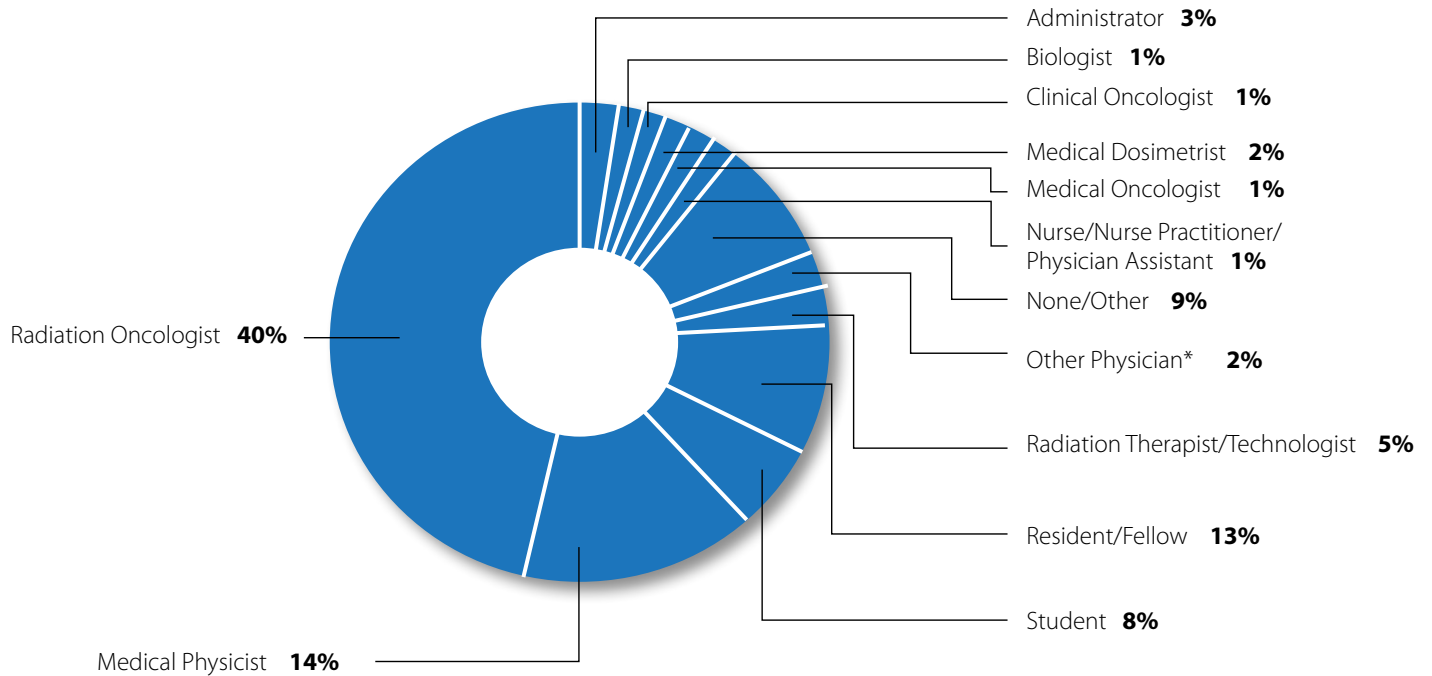
VIRTUAL REGISTRATION

Virtual	479
Total	479

GRAND TOTAL (in-person and virtual) **9,993**

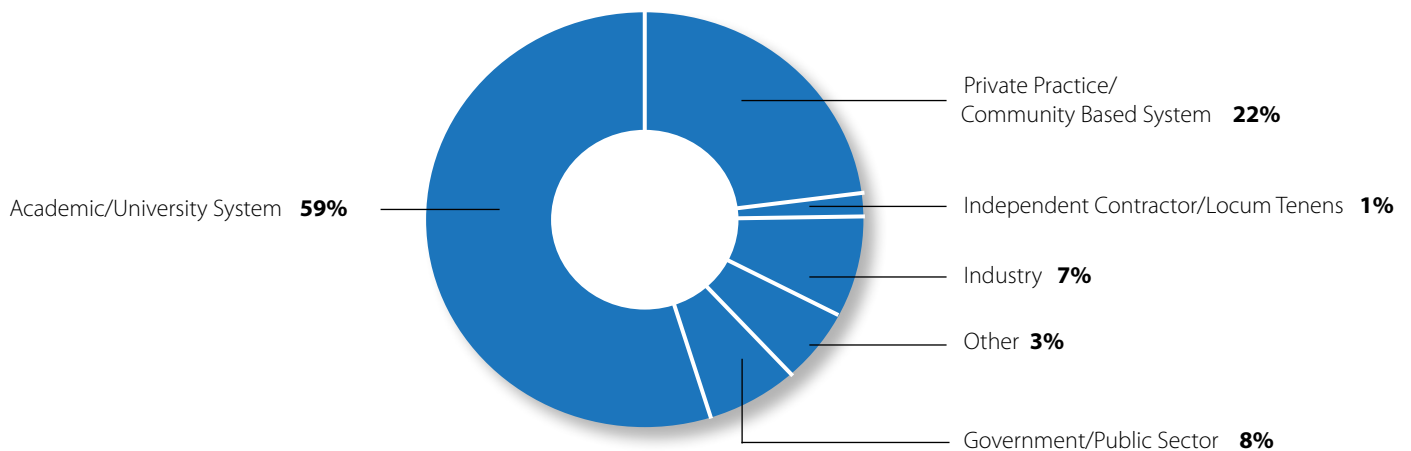
IN-PERSON ANALYSIS

Registration by Occupation



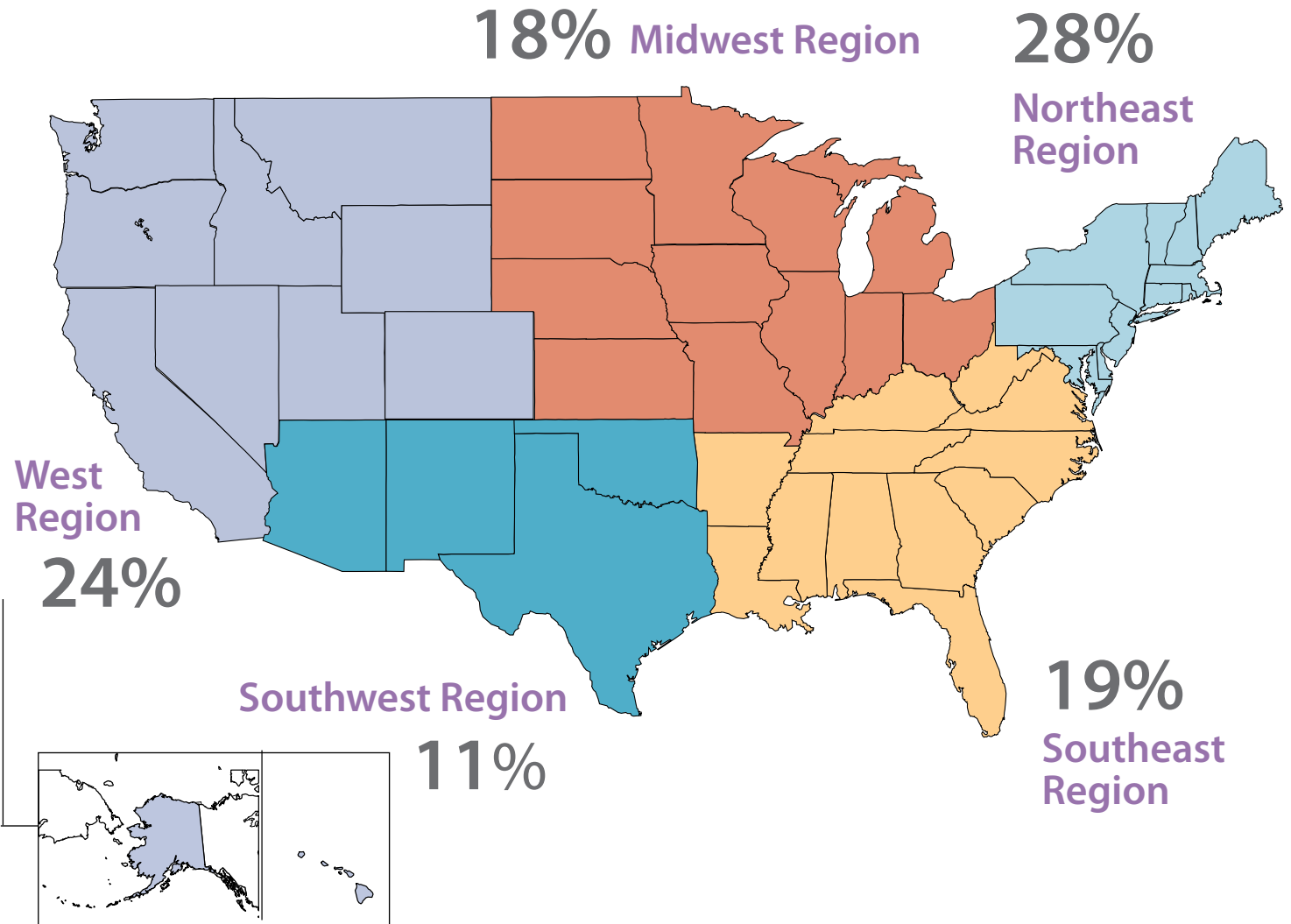
**(Dentist, Diagnostic Radiologist, Nuclear Medicine Physician, Surgical Oncologist, Urologist, Veterinarian)*

Registration by Primary Employer



IN-PERSON ANALYSIS

United States Registration



IN-PERSON ANALYSIS

International Registration

World Region	Count	Percentage from World Region
East Asia and Pacific	449	34%
Europe and Central Asia	373	28%
Latin America and Caribbean	169	13%
Middle East and North Africa	60	4%
North America	227	17%
South Asia	43	3%
Sub-Saharan Africa	9	Less than 1%



Total International
Registration:
1,330

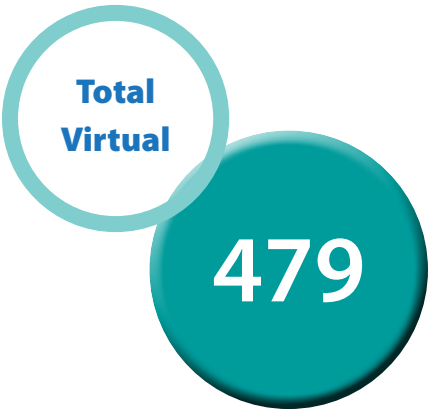


Top Countries Represented

1. Canada
2. Japan
3. China

VIRTUAL ANALYSIS

Virtual Registration



Virtual International Registration

World Region	Count	Percentage from World Region
East Asia and Pacific	62	37%
Europe and Central Asia	42	25%
Latin America and Caribbean	16	10%
Middle East and North Africa	7	4%
North America	39	23%
South Asia	2	1%
Sub-Saharan Africa	0	0%



Virtual United States Registration

