

IMMUNOLOGY2024™

THE ANNUAL MEETING OF THE AMERICAN ASSOCIATION OF IMMUNOLOGISTS

MAY 3-7, 2024 | CHICAGO, ILLINOIS

WWW.IMMUNOLOGY2024.ORG



IMMUNOLOGY2023™ Attendee Demographics

2023 SHOW SUMMARY

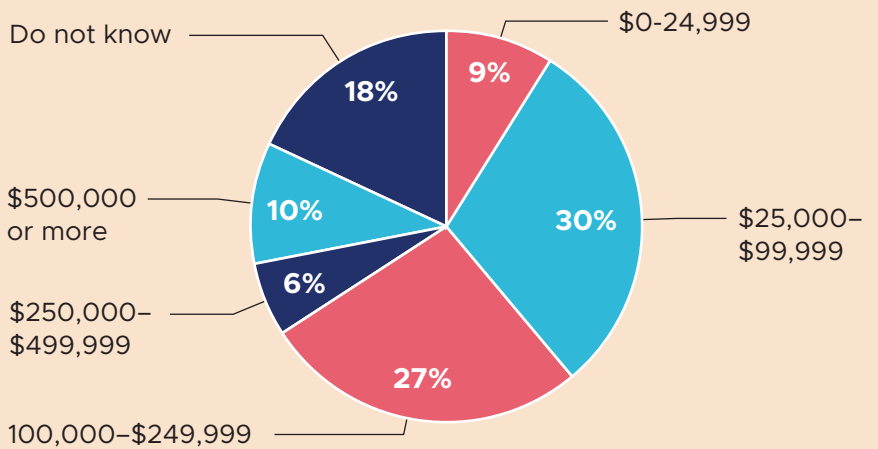
Exhibiting Companies **143**
 Attendees **3,650**
 Exhibitors **672**
 Total Attendees **4,322**

69% are involved in purchasing decisions for their labs

91% visited the Exhibit Hall

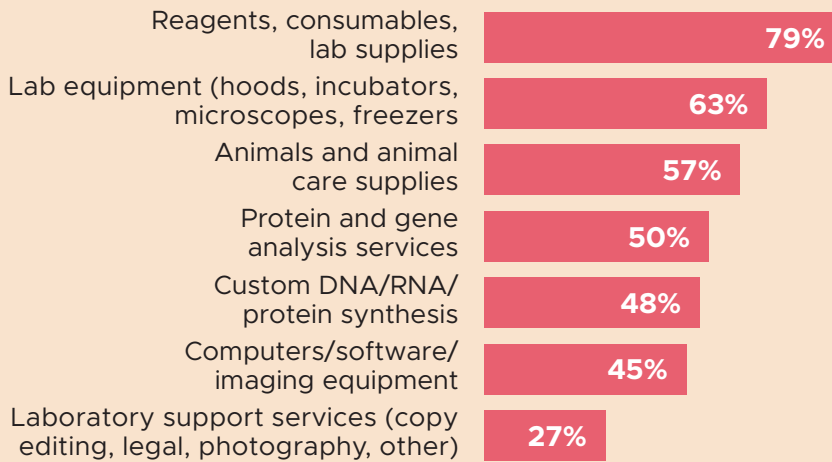
73% attend 1-2 conferences in a year

ATTENDEE SPENDING BY AAI MEETING ATTENDEES*

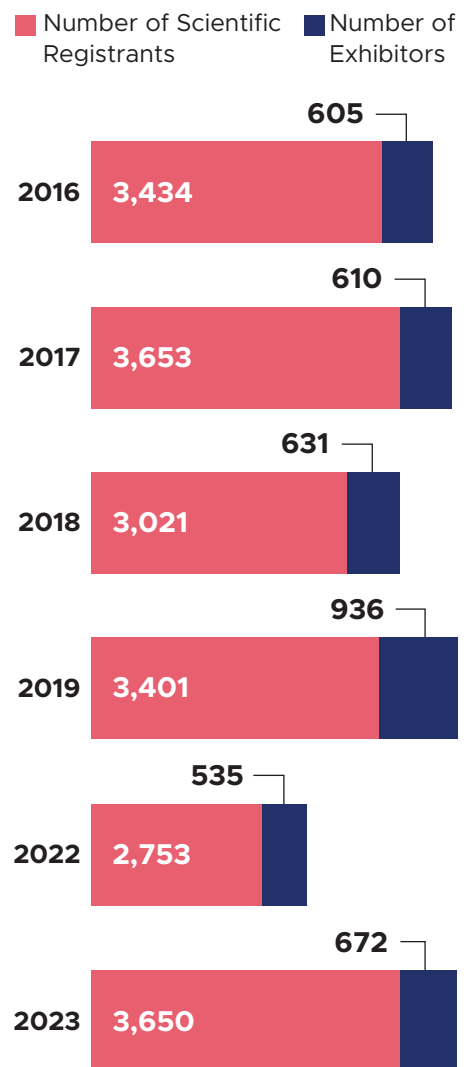


PRODUCTS ATTENDEES ARE PURCHASING*

(Multiple Responses Allowed)



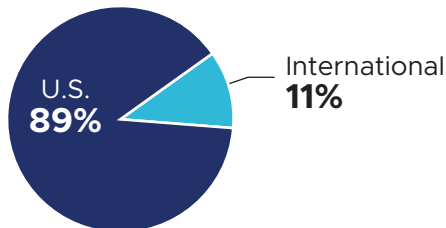
ATTENDANCE BY YEAR



ATTENDEE BY AFFILIATION*

Academic/University **73%**
 For Profit (Corporation/Business) **11%**
 Research Institute (Non-Government) **5%**
 Hospital/Health Care **5%**
 Government (excluding NIH) **3%**
 Non-Profit (excluding Hospitals/Health Care) **2%**
 Publishing, Retired, Self Employed **1%**

ATTENDEES BY COUNTRY*



Top Attending Countries (in alphabetical order)

Canada
 China
 Germany
 Japan
 South Korea
 United Kingdom

WEBSITE

FLOOR PLAN

RESERVE A BOOTH

Interested in Exhibiting for IMMUNOLOGY2024™, contact Sabrina Bracken at sabrina.bracken@spargoinc.com or 571.207.8392.

*All data is based on information collected from Attendee Registration Report and Attendee Survey.