



HEIGHT AND NON BLOCKING RULES

LINEAR EXHIBITS (“IN-LINE”) NO HANGING SIGNS PERMITTED!

Back wall height limitation of all structures including logos is 8’.

Display materials should be arranged in such a manner so as not to obstruct sight lines of neighboring exhibitors. The maximum height of exhibits (including decorations) is 8’. All display fixtures over 4’ in height and placed within 10 linear feet of an adjoining exhibit must be confined to that area of the exhibitor’s space that is at least 5’ from the aisle line. No solid exhibit construction may exceed 42” in height except in the rear one-half of the booth. The intent of the height and depth restrictions is that each exhibitor is entitled to a reasonable sight line from the aisles regardless of the size of exhibit.

CORNER EXHIBITS NO HANGING SIGNS PERMITTED!

A Corner Booth is a Linear Booth (“In-Line”) exposed to aisles on two sides. All other guidelines for Linear Booths apply.

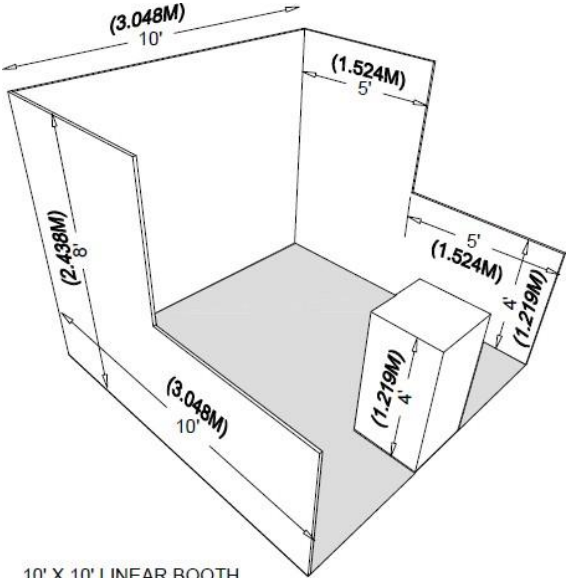
ISLAND EXHIBITS (20’X20’ OR LARGER)

Height limit INCLUDING signage is 20’. (Top of sign at 20’)

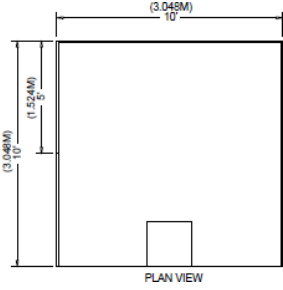
An Island Booth is any size booth exposed to aisles on all four sides.

Dimensions: An Island Booth is typically 20’x20’ or larger, although it may be configured differently. Use of Space: The entire cubic content of the space may be used up the maximum allowable height.

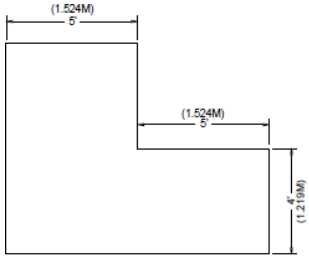
Please refer to the diagrams immediately following for a pictorial description of the blocking rules and height restrictions.



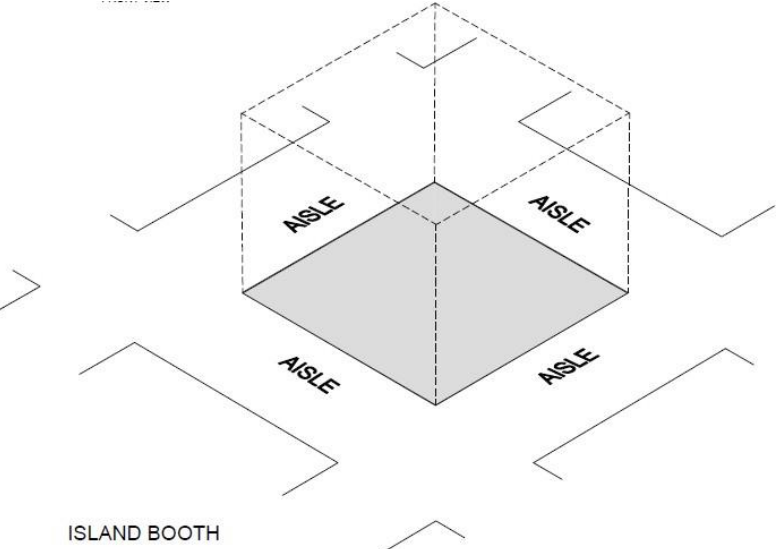
10' X 10' LINEAR BOOTH



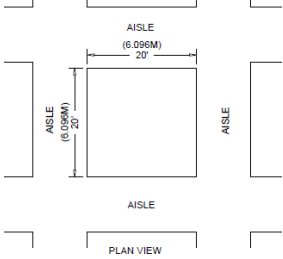
PLAN VIEW



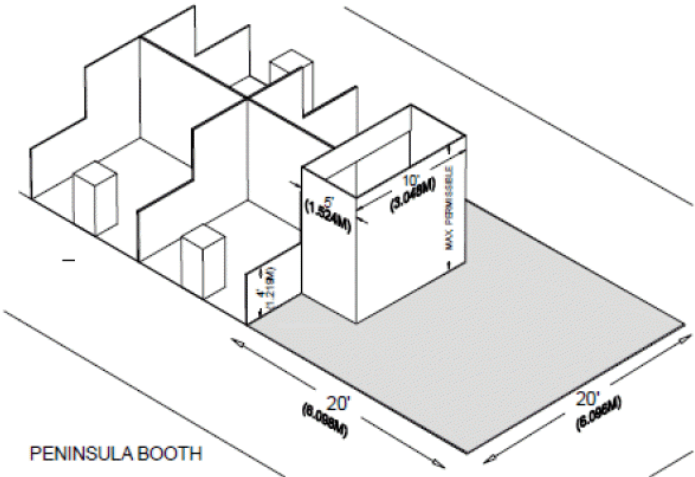
LEFT SIDE VIEW



ISLAND BOOTH



PLAN VIEW



PENINSULA BOOTH